



Guide to access AeU Portals

myAeU – *your academic and finance records*

myPLS – *your course content*



Step1:

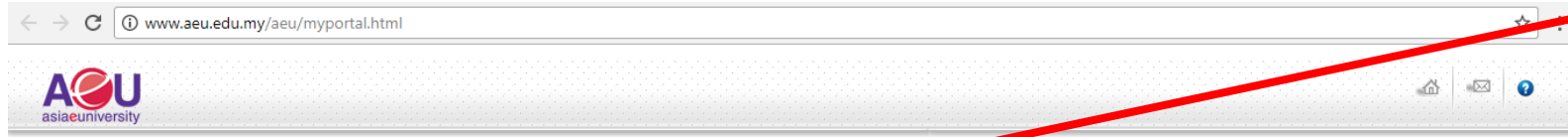
Open up any web browsers and go to this URL address:


www.aeu.edu.my


Step 2:

Click on the LOGIN button on the top-right of the AeU website.

You will see the screen as shown in the next page.



 **myAEU**
Admin Services,
Examination,
Finance Services &
EPF Withdrawal Request

 **myPLS**
Learning Materials,
Assignment,
Tutorial Timetable,
News & Announcement

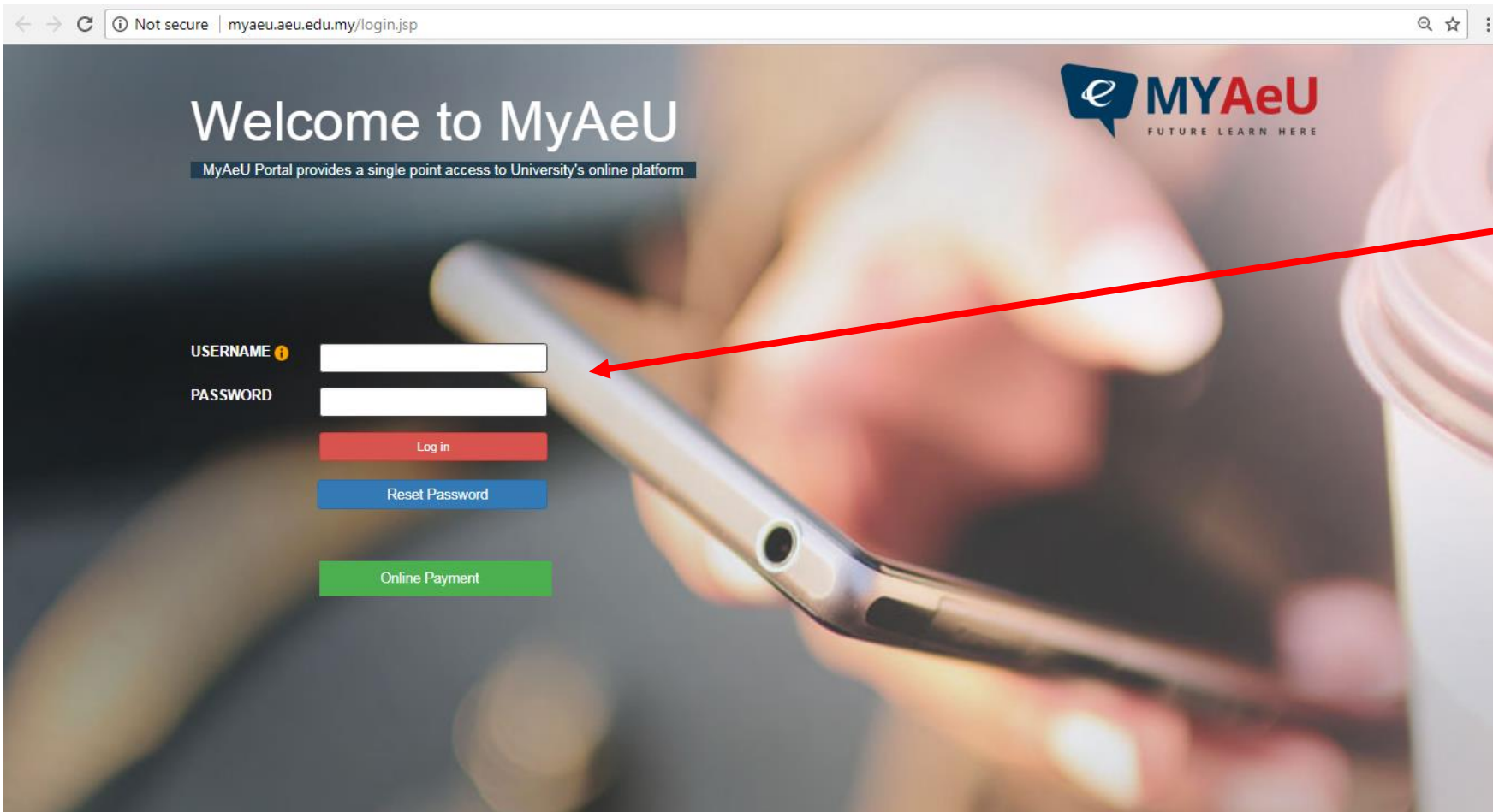
 **Email**
Sending & Receiving Email

 **TMD Online Management**
Staff Leave,
Appraisal &
Staff Stuff



Step 3:

To access myAeU portal, click on myAeU icon. You can also go to this URL address: myaeu.aeu.edu.my



Step 5:

Use your Student ID number or your email ID as the username. Enter your password or reset the password if you forgot.

Example:

Username : abc123@gmail.com

Password : *****

Username : m6010918099

Password : *****

← → ↻ Not secure | mypls.aeu.edu.my

PLS PERSONALISED LEARNING SPACE English (en) Log in

my PLS

Exclusively by ASIAeUNIVERSITY

Username

Password

Remember Me

Lost password? Log in

SCHOOLS ANNOUNCEMENT KNOWLEDGE CENTRE EXAMINATION

Step 6:

To access myPLS portal, click on myPLS icon. You can also go to this URL address:

mypls.aeu.edu.my

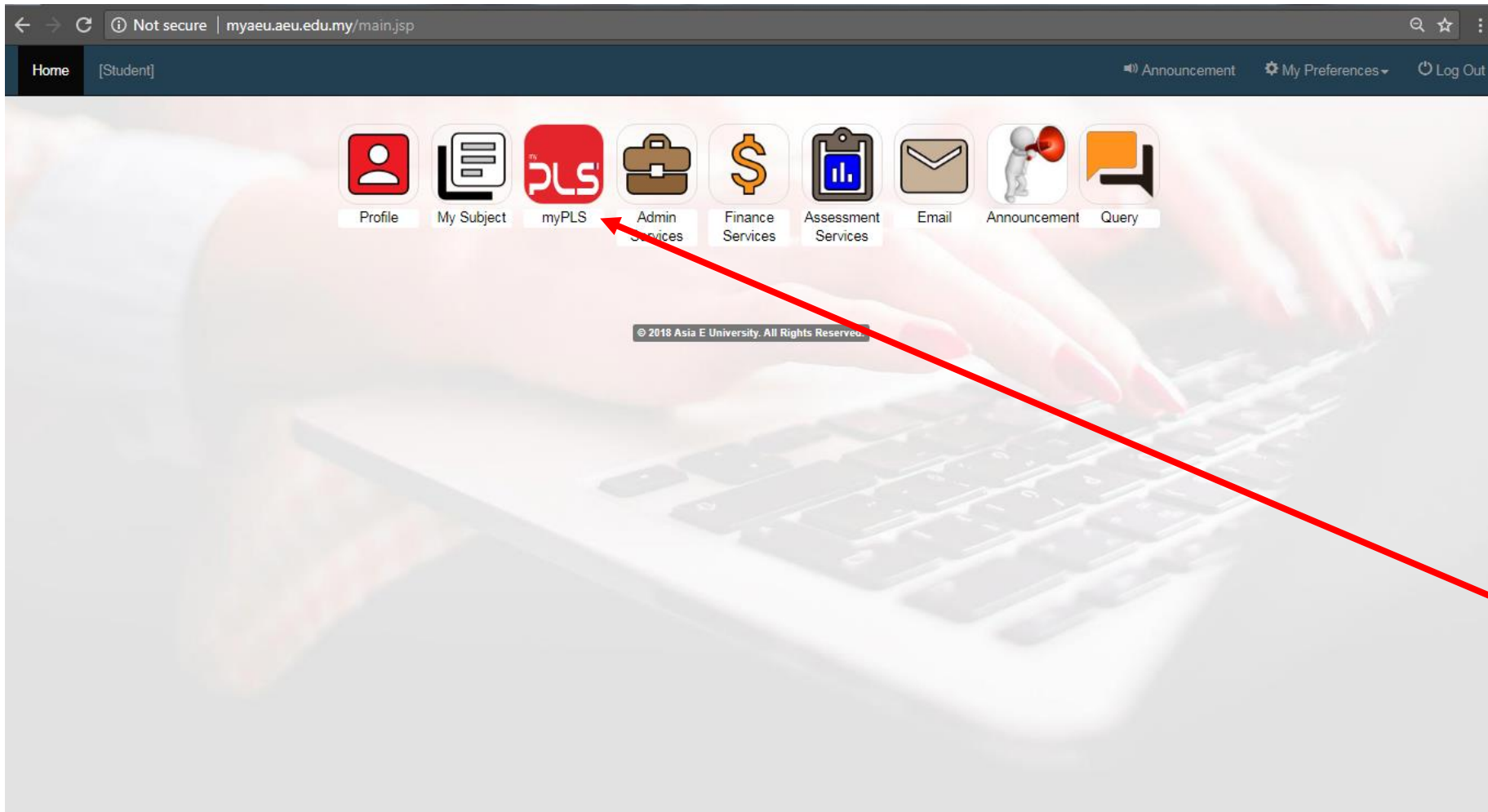
Proceed to enter the username and password as shown in the page.

Example :

Username : **M60100200220**

Password : **M60100200220**

(Case Sensitive)



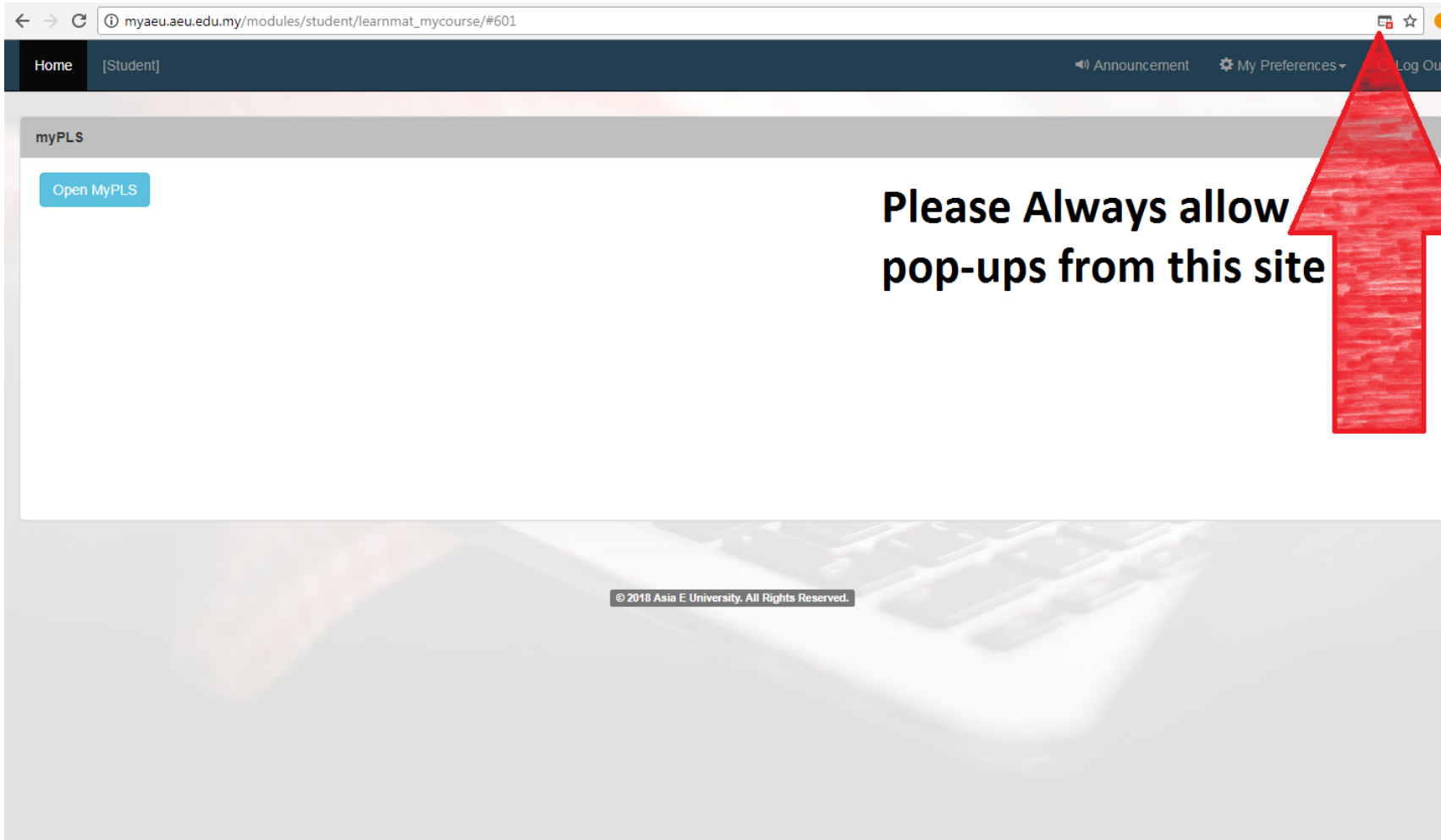
Step 7:

The other way to access myPLS, You can also login to myAeU:

myaeu.aeu.edu.my

Proceed to enter the username and password.

Then choose myPLS icon.



Please be make sure that you allow pop-ups from myaeu.aeu.edu.my site.

To allow it please refer as shown on the page.